










Fittings for basic section

-  1. Fastening nut M8
-  2. Leg M10 x 50 mm
-  5. Socket cap screw M8 x 30
-  6. Spacer

Fittings for additional section

-  2. Leg M10 x 50 mm
-  3. Socket cap screw M8 x 12
-  4. Socket cap screw M8 x 25
-  6. Spacer
-  7. Screw connector sleeve M8

Note! Two or more persons are needed for assembly.

Quantity of hooks depends on width and length of the shelf.

In demanding environments, we recommend furniture to be fixed to the floor or wall.